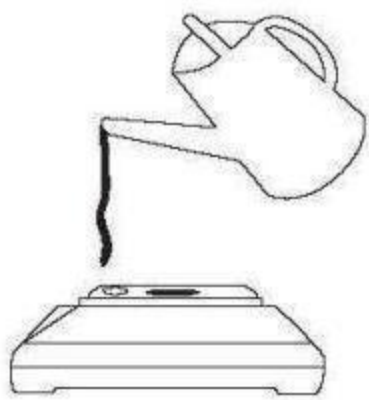


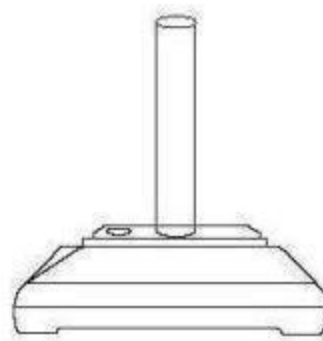
2 IN 1

BADMINTON & TENNIS SET

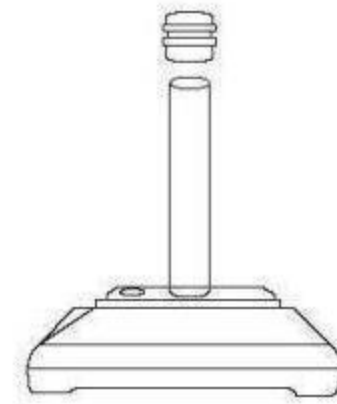
ASSEMBLE INSTRUCTIONS:



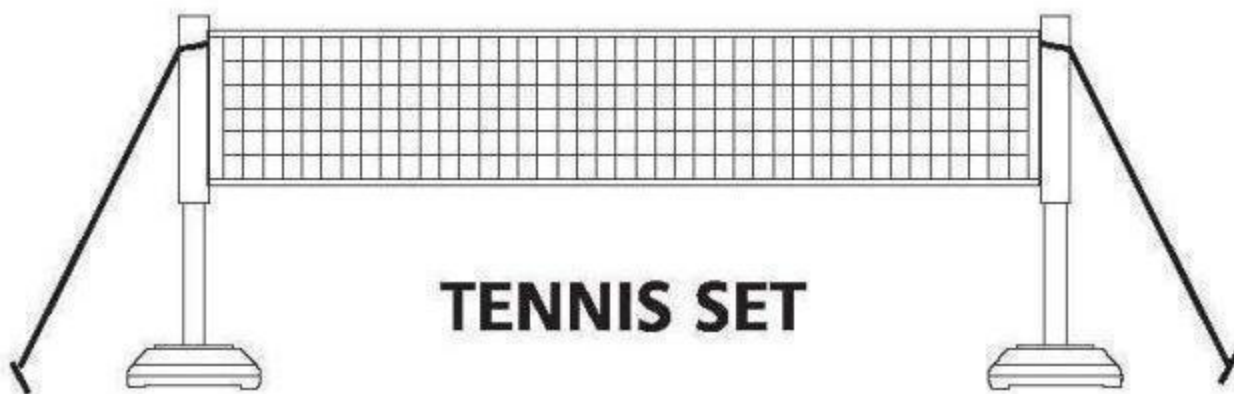
1) Fill the base with water or sand



2) Plug the plastic pole into the base.



3) Put the plastic lid on the top of the pole.



TENNIS SET

4) Set up the net and put the sides of the net on the plastic poles.

Plug the plastic pole into the base and use a section joint to connect to another pole (do this for the 2 bases). When the plastic have been heightened, it can be used for playing badminton.



BADMINTON SET

5) Straighten the strings of the net, tie the strings to the tees and fix the tees to the ground.